




### GROUP VISITS RISK ASSESSMENT FOR WALBY FARM PARK

Please undertake a pre-visit checklist & briefing for the children on safety aspects including allergies, disabilities, covering of cuts etc. which may be relevant. You will be given a welcome and safety talk when you arrive on the farm. Please make sure that children have appropriate clothing for the day (including wet weather and suitable footwear). Please also ensure the correct ratio of pupil's assistants / supervisors; Walby Farm Park staff are not responsible for the supervision of children.

<b>Education &amp; group visits</b>			<b>Who might be harmed:</b>	Pupils / staff / helpers participating visitors / spectating visitors
<b>Visit to Walby Farm Park</b>			<b>Hospital:</b>	The Cumberland Infirmary, Accident & Emergency, Newtown Road, Carlisle, Cumbria CA2 7HY
<b>Location:</b> Walby Grange, Walby, Crosby-on-Eden, Carlisle, Cumbria CA6			<b>Telephone :</b>	01228 523444
<b>Emergency First Aid Room :</b>		Located in main building	<b>Site access for emergency vehicles :</b>	Birky Lane, Walby off the A689 Bampton to Carlisle road
<b>ACTIVITY</b>	<b>HAZARDS</b>	<b>RISK LEVEL</b>	<b>ACTION - RISK REDUCTION MEASURES</b>	<b>POST ACTION RISK LEVEL</b>
<b>Weather</b>	Heat exposure, sunburn, wind exposure	Low	Supervisors and children should have sufficient protection for all types of weather. For inclement weather children must be adequately dressed with a waterproof coat and Wellingtons/ sturdy footwear. In hot weather we advise sunhats and sun cream be worn at all times.	Low
<b>Using coach</b>	Slipping, tripping, falling, straying into road, injury from other vehicles	Medium	Use designated coach / minibus area of car park	Low
<b>Running children</b>	Slipping, tripping, falling	Low	Children must be adequately supervised & instructed not to run	Low
<b>Group supervision</b>	Slipping, tripping, falling, straying, lost children, Zoonoses (infection from farm animal to human)	High	Supervision of children remains the responsibility of the parents, teachers or group leaders (supervisors) at all times during your visit. Our team can only guide groups providing there are additional adults present at all times. We advise leaders to make a preliminary visit to the farm prior to the main group visit. See Health & Safety Executive guidelines for adult/child ratios *advice taken from - HSE Supplement AIS 23	Low
<b>Wet grass</b>	Slipping, tripping, falling	Low	Supervisors and children should be aware of the possibility of wet grass and take adequate precautions against slipping & falling	Low
<b>Walking on the farm</b>	Slipping, tripping, falling, strains & abrasions from uneven surfaces	Low	Supervisors and children to wear suitable clothing & footwear. Supervisors to maintain group discipline. Walking routes selected as fit for purpose.	Low
	Injury from barbed wire	Medium	Brief visiting groups	Low
<b>Bees, wasps insects</b>	Stings	Low	These are natural inhabitants of the countryside. Bees & wasps pose no risk unless provoked	Low


<b>Chemicals &amp; substances</b>	Inhalation, skin contact, eye contact	Low	All substances & chemicals that are used on the farm are kept in a locked building away from the public.	Low
<b>Animal contact / touching animals</b>	Zoonoses (infection from farm animal to human)	High	Warn children prior to visit that they should not touch the animals unless encouraged to do so by the Walby Farm Park team	Low
			Keep educational groups & parties away from any animals that may be infected	Low
			Position 'Do not Touch' signs where necessary	Low
			Supervisors should advise & ensure that children do not put their hands in their mouths whilst on the farm	Low
			Supervisors should ensure that children wash their wellies before leaving the farm & before washing their hands.	Low
			Ensure that children wash their hands with warm water & soap before drying their hands and leaving the farm and before eating.	Low
<b>Pregnant Ewes</b>	Toxoplasmosis. Miscarriage in pregnant ladies	High	Advise that any female who may be pregnant should not attend where there are pregnant ewes on the farm. There should be no contact with newly born lambs, kids or the birth products of sheep or goats.	Low
<b>Handling animals</b>	Kicking, biting, crushing, trampling	High	Children (& supervisors) should not enter animal pens.	Low
			Whilst in animal handling areas children should be under instruction.	Low
			Children should be adequately supervised and monitored to prevent straying.	Low
<b>Water troughs</b>	Children falling in, potential drowning	Medium	Troughs situated at a suitable height to avoid such a risk with very small children, work away from troughs where possible	Low
			Supervisors aware & guide children accordingly	Low
<b>Farm operations, collections &amp; deliveries</b>	Struck or knocked down by a moving vehicle	High	Advise farm staff in advance of school visits. No vehicle movements take place as children are walking through the farm	Low
			Minimise farm operations during visits to decrease risk	Low
			Keep children together, in a place visible to the driver and at a safe distance from any moving vehicle	Low
<b>Straying into prohibited areas</b>	Unidentified hazards	Medium	Supervisors should ensure that children do not deviate from the pre-planned route	Low
			Children should be adequately supervised. Supervisors should effectively monitor children's movements.	Low
			Danger areas are fenced with visible danger signs	Low




<b>Gates, hurdles &amp; barriers</b>	Dirty & dangerous surfaces on gates hurdles, barriers etc. resulting in infection / cuts. Unsecured gates / hurdles etc. falling on children	High	Staff monitoring prior to visit & cleaning / replacing where necessary. Adequate supervision to guide them away from dirty areas	Low 
			Adequate supervision to guide them away from unsecured areas	Low
<b>Children becoming lost</b>	Children becoming severed from group	Low	Clear objectives so children know what is expected. Clear instructions as to expectations of behaviour & responsibilities to themselves & to one another. Supervisors to have a list of groupings. Periodic check of numbers, either in their group or as a whole. Count pupils onto a coach & then count again (another supervisor) before setting off.	Low
<b>Designated Eating Areas</b>	Zoonoses (infection from farm animal to human)	High	Only eat in Designated Eating Areas that have been allocated i.e. classroom, café, party room or picnic areas. Eating areas are animal free zones.	Low
		High	Supervisors and children should ensure that they wash their hands with warm water & soap, drying their hands thoroughly after animal contact and always before eating.	Low
<b>Electrical equipment</b>	Fire, electric shock, burns	High	Supervisors and children should not come into direct contact with any electrical equipment during your visit. All electrical work, maintenance & testing is carried out by qualified electricians. Regular checks are made on all electrical equipment for damage or signs of wear.	Low
			Supervisors and children should not touch or interfere with any electrical equipment	Low
<b>Fire</b>	There are many flammable substances on farm	High	Walby Farm Park is a non-smoking site	Low
			The use of matches is strictly prohibited & no smoking signs should be strictly observed. In case of fire we sound the alarm, evacuate the buildings, call 999 or alert a member of staff & assemble in the Car Park.	
<b>Indoor play equipment</b>	Children using the slides inappropriately	High	Staff supervision at the top of the slides to ensure safe travel. Socks must be worn and bare skin covered where there may be contact with the slides.	Low
	Falling, tripping, slipping, colliding	Medium	Daily checks undertaken on play equipment to ensure it is safe. Rospa inspects annually.	Low
<b>Outdoor play equipment</b>	Falling from play equipment	Medium	All low level play equipment for primary age school children.	Low
	Falling, tripping, slipping, colliding	Medium	Daily checks undertaken on play equipment to ensure it is safe. Rospa inspects annually.	Low

<b>Trampolines</b>	Netting damage - Injury caught in nets or nets fail to contain trampolinist	Medium	Safety cage net secured firmly all around. Daily checks, damage reported and equipment not used until fully repaired	Low
	Frame insecure and high winds - Injury to participants, trampoline falls over	High	Ensure pegs firm, regular checks	Low
	Injury jumping	Medium	Supervision by adult.	Low
	More than one person using trampoline at once - collision and injury	Medium	Only one person in enclosure at once.	Low
	Equipment failure - Injury	Medium	Regular checks of trampoline. Participant weight restriction in place.	Low
	Entry and exit onto Trampoline Injury by Equipment	Low	Supervision by adult. Participants briefed by instructor before sessions.	Low
<b>Pedal Go-Karts</b>	Collision (general) & impact injury	High	Visitors are requested to ensure that the go-kart seat is correctly adjusted to ensure comfort and safety for every visitor & advised to travel in an anti-clockwise direction	Low
	Collision with perimeter barrier	High	In the event of a collision, bring all vehicles to a stop and rebuild barriers prior to vehicles re-starting, ensuring all visitors involved are uninjured	Low
	Participant run over	Medium	Visitor participants are advised not to get out of their go-karts in middle of the track but on the edge nearest the Tractor Tower (tyre barriers) or in the pit lane	Low
	Body parts trapped in vehicle	Medium	Check prior to commencing the activity that all chain guards are securely fitted in place	Low
	Equipment misuse	Low	All pedal go-karts are for family use and visitors are asked to behave responsibly whilst in the Farm Park environment. Team make regular patrols to ensure compliance.	Low
	Poor vehicle control	Medium	Supervisors requested to ensure that the go-kart seat is correctly adjusted to ensure comfort and safety for every visitor	Low
	Unauthorised access to track	Medium	Supervisors adult visitors advised to monitor children outside the track area	Low
	Objects thrown up from the track and hitting users	Medium	Track maintained regularly, daily check carried out. Checks should include the condition and cleanliness of track surface.	Low
	Go-karts overturning	Medium	Reasonably level karting surface, regular inspection and maintenance. One direction of travel around the track is permitted. Unsafe practices stopped and Reception Management informed over the radio. Karts travel at relatively slow speeds (<5 mph).	Low



<b>Spectating at Pedal Go-Karts</b>	Spectator run over	Medium	Visitors not participating are advised not to stand on the track where they may be hit by a moving vehicle, but instead should stand behind tyre barriers provided	Low	
	Unauthorised access to track	Medium	Supervisors advised to monitor children outside the track area	Low	
	Body parts trapped in vehicle	Medium	Check prior to commencing the activity that all chain guards are securely fitted in place	Low	
<b>Land Rovers (mini)</b>	Falling from or being run over by 'mini' land rovers	Low	Supervisors and children advised to stay off the driving course.	Low	
	Impact injury from drivers striking part of their land rover (usually the steering wheel following a collision).	Medium	Visitor participants are advised to travel in an anti-clockwise direction. Staff supervise activity at all times. Used in the open air on circular grassed track that is reasonably flat and even.	Low	
<b>Barrel Train Ride</b>	Falling from or being run over by mule or barrels	High	Staff supervision, trained staff only to drive the barrel train ride, all with full driving licence and aged 18 years or over.	Low	
			Passengers advised not to attempt to exit until fully stopped and driver has left towing vehicle (Mule).	Low	
	Equipment failure - Injury		Daily checks of Mule & Barrel Train as per schedule, only trained/authorised drivers.	Low	
			Seat belts are checked by the driver before departure and passengers must be advised to keep arms and legs within the barrel at all times.	Low	
			Maximum speed: 5 mph	Low	
			Recommended Age: 3 years upwards	Low	
	Unauthorised access to track	Medium	Supervising adult visitors advised to monitor their children outside the track area	Low	
<b>Pony Grooming</b>	Kicking, biting, crushing, trampling	High	Ponies known to be well natured and docile animals used to public contact.	Low	
			Limited number of persons involved in the grooming activity, supervised at all times to ensure atmosphere remains calm and quiet for the ponies.	Low	
			Grooming undertaken to side of animal reducing risk of being kicked	Low	
			Supervision of visitors during the grooming activity.	Low	
			Public and school trip children informed of the risks as far as is reasonably practicable including pre visit.	Low	
<b>Egg collecting</b>	Zoonoses (infection from animal to human)	High	Hygiene procedures in place at end of grooming process to minimise risk of zoonotic infection. –running water and means of effectively drying hands	Low	

	Risk in particular of salmonella and campylobacter from contaminated shells and environment.	High	Supervisors should advise & ensure that children do not put their hands in their mouths whilst on the farm.	Low	
			Ensure that children wash their hands with warm water & soap before drying their hands and leaving the farm and before eating.	Low	
			Daily stock checks on poultry for signs of disease	Low	
	Allergies to eggs / eggshells	High	Public and school trip children informed of the risks as far as is reasonably practicable including pre visit. Verbal warning prior to activity.	Low	
<b>Pet handling</b>	Zoonoses (infection from animal to human)	High	Supervisors should advise & ensure that children do not put their hands in their mouths whilst on the farm.	Low	
			Ensure that children wash their hands with warm water & soap before drying their hands and leaving the farm and before eating.	Low	
			Designation of the petting area in to 'animal contact areas' with associated washing facilities and signage displayed in addition to direct verbal advice provided at the time of petting	Low	
			Daily stock checks.	Low	
			Animal faeces waste controls in place. Animals in pens, waste to ground with minimal risk of wash off to public areas.	Low	
			Supervision of visitors on the site so far as is practicable.	Low	
			Public and school trip children informed of the risks as far as is reasonably practicable including pre visit.	Low	
			Petting limited to guinea pigs and rabbits. No ruminants petted.	Low	
<b>Pond / Pond-dipping</b>	Falling into the water	Medium	The pond area is fenced off and access only permitted with authorised employee. Life buoys installed.	Low	
		Medium	Supervised activity at lower risk part of the pond – gently shelving bank area and shallow water.	Low	
		Medium	Pond dipping from banks only. No 'on water' activities.	Low	
	Water borne diseases	Medium	Verbal warning to cover open wounds. Verbal warning re hygiene precautions enforced following pond dipping activities.	Low	
	Viewing Platform	Medium	No sitting or standing on barrier, no climbing or leaning through, walkway barrier	Low	
<b>Nature Trail</b>	Zoonoses (infection from farm animal to human)	High	Warn children prior to visit that they should not touch the animals unless encouraged to do so by Walby Farm Park staff	Low	
			Supervisors should advise & ensure that children do not put their hands in their mouths whilst on the farm.	Low	
			Ensure that children wash their hands with warm water & soap before drying their hands and leaving the farm and before eating.	Low	

	Slipping, tripping, falling & strains from uneven surfaces	Low	Children & supervisors to wear suitable clothing & footwear. Teachers to maintain group discipline. Walking routes selected as fit for purpose.	Low	
			Route clearly and suitably signed, kept clear for safe access / egress with dedicated pedestrian route provided.	Low	
			Areas out of bounds to visitors have secure fencing and access gates secured.	Low	
			External pathways kept in good condition with pot holes etc levelled out.	Low	
			Timber fencing around the pens maintained in good sound condition with regular checks for protruding nails etc.	Low	
	Splinters from barriers	Low	Verbal warning /supervision	Low	
	Inflicting injury with nets	Low	Verbal warning / supervision	Low	
<b>Maize Maze</b>	Slipping, tripping, falling & strains from uneven surfaces	Medium	Supervisors and children should be aware of the possibility of wet ground conditions and take adequate precautions against slipping & falling.	Low	
			Verbally advised to wear suitable clothing & footwear.	Low	
			The entrance and exit are suitably signed and are kept clear for safe access / egress.	Low	
	Fatigue / Stress	Low	Low cost maps available for all entrants to the maize.	Low	
			Skyline features present from part of the maze to assist in maintaining general awareness e.g. the grain silo at the main farm.	Low	
			Posted maps positioned throughout the maze to assist visitors whilst in the maze.	Low	
			Assistance is available to visitors in respect of concerns regarding being lost etc.	Low	
			Staff are made aware of the need to remind parents to supervise children if lack of supervision observed.	Low	
	Lost children	Low	Children are not allowed into the maze unsupervised.	Low	
			Emergency procedures in place in event of fire, approaching thunderstorm etc.	Low	
			Maze fenced off to North, South, East and West.	Low	
<b>*Detailed risk assessments are available for viewing on preliminary visits, please do ask a member of the Reception Team.</b>					